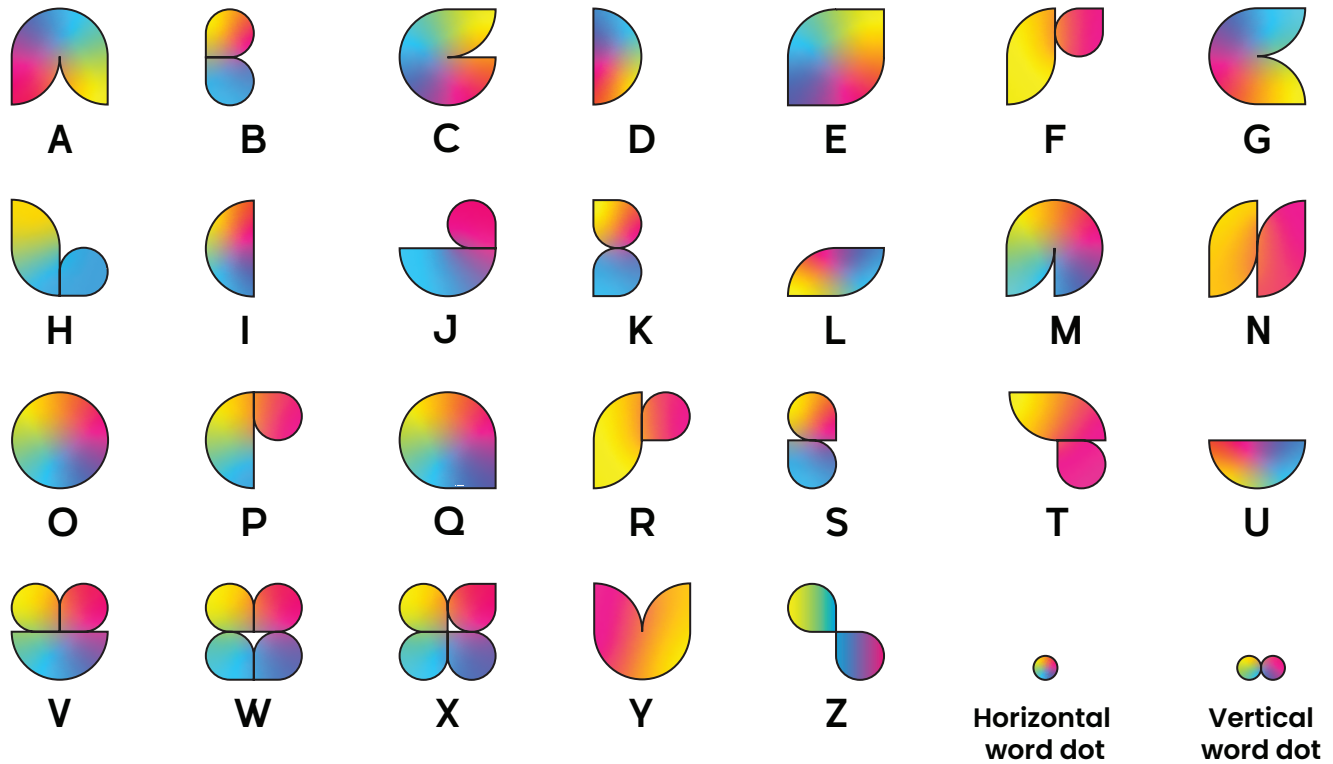



# The Floracode

A secret language that uses floral motifs to signal pride, support and safety.

## Alphabet



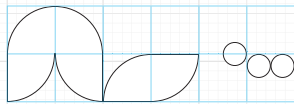
## Numbers



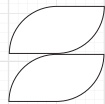
# How to use the Floracode.

Spell words out letter by letter, or condense the shapes for a hidden message that looks like a floral design.

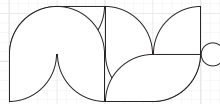
## Rules



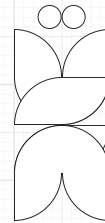
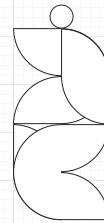
Floracode is designed to live on a 1x1 grid, with each element sized to either 1/2 or 1/4 of the grid.



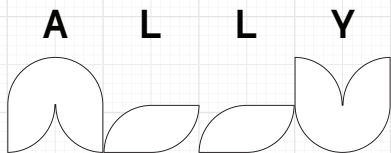
Short letters like "L" can be stacked to represent a double "LL" (e.g., Ally)



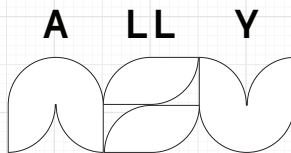
And end dot shows where a word finishes. One dot indicates horizontal alignment; two dots indicate vertical alignment. Think of the dots like a period, they mark the end of the word.



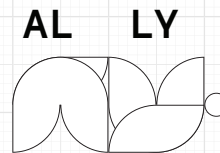
## How to Condense



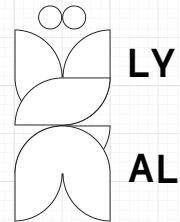
Spell out words letter by letter on the grid.



When condensing, the L can be stacked. A dot is added to the end to show the orientation.



There's flexibility in how letters are condensed, but the left letter must always overlap the right. Enough must remain visible for the word to be readable.



If letters are arranged vertically, use a double dot to distinguish the reading direction.

## Have fun with it!

Use our digital sticker generator to make and share your own Floracode messages!

